

UML class diagrams

Giuseppe Lipari

<http://retis.sssup.it>

Scuola Superiore Sant'Anna – Pisa

March 13, 2011

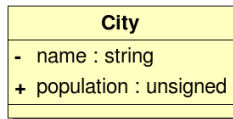
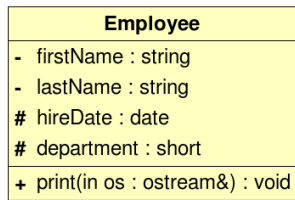
- Goal: Be able to “reason about” a design
 - i.e., understand designer’s intent
 - Critique/improve the design
- Claim: Source code not best medium for communication and comprehension
 - Lots of redundancy and detail irrelevant for some program-understanding tasks
 - Especially poor at depicting relationships among classes in OO programs
 - To understand an OO design, one must be able to visualize these relationships
- Solution: Use abstract, visual representations - UML

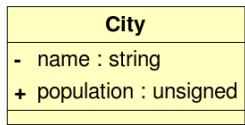
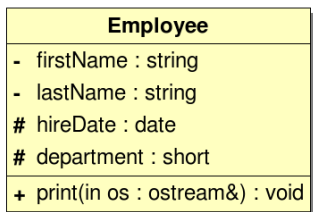
- Collection of notations representing software designs from three points of view:
 - *Class model* describes the static structure of objects and relationships in a system
 - *State model* describes the dynamics aspects of objects and the nature of control in a system
 - *Interaction model* describes how objects in a system cooperate to achieve broader results
- Generally, we need all three models to describe a system
- No single model says everything
- Here we focus on class model

- 1 UML Class diagram notation
- 2 Objects
- 3 Association, Aggregation, Composition
- 4 Template notation

UML Class diagram notation

- Boxes denote classes
- Each box comprises:
 - Class name
 - List of data attributes
 - List of operations
- More compact than code and more amenable to depicting relationship among classes





Visibility:

- - is private
- # is protected
- + is public

Specification

- member type follows definition
- parameter type follow name
- optionally, can specify parameter direction (in/out)

Abstraction in class diagrams



Hidden attributes



Hidden operations

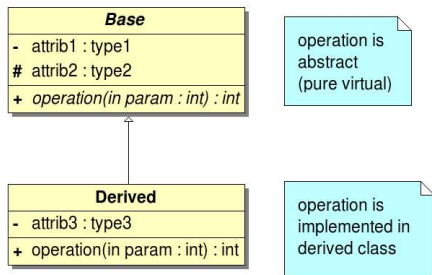


Only class name

- Class diagrams often elide details
 - Method associated with an operation
 - Attribute and operations may be hidden in diagrams to improve readability
 - even if they exist in C++ code

- Two classes can be related by:
 - Inheritance
 - Association
 - Aggregation
 - Composition

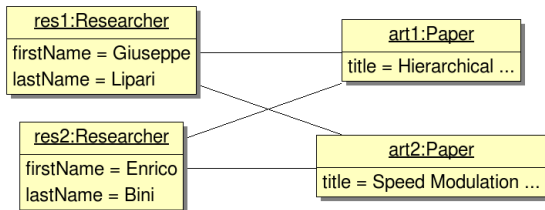
Inheritance



- DerivedClass is derived from BaseClass
- BaseClass class has an abstract method (in italic)
 - *operation()* is a pure virtual method
- DerivedClass implements the virtual method

- 1 UML Class diagram notation
- 2 Objects**
- 3 Association, Aggregation, Composition
- 4 Template notation

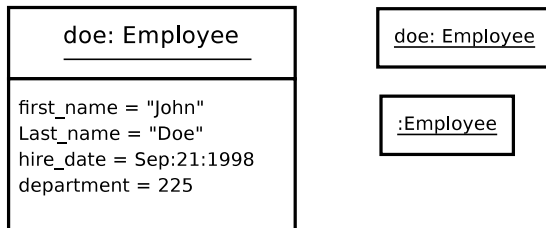
Object notation



- Notes:

- The UML symbol for an object is a box with an object name followed by a colon and the class name. The object name and class name are both underlined.
- Attribute values and the object name are optional.
- Only list attributes that have intrinsic meaning. Attributes of computer artifacts (such as pointers) should not be listed.

Example



- We can also remove the member values, and even the object name

- A **Link** is represented as a line connecting two or more object boxes
- It can be shown on an object diagram or class diagram.
- A link is an instance of an association

A More formal distinction

- Value: Primitive “piece of data”
 - E.g., the number 17, the string “Canada”
 - Unlike objects, values lack identity
- Object: Meaningful concept or “thing” in an application domain
 - Often appears as a proper noun or specific reference in discussions with users.
 - May be attributed with values
 - Has identity
- Two objects containing the “same values” are not the same object!
 - They are distinct objects
 - They may be considered “equivalent” under a certain definition of “equality”

What's the big deal about identity?

- Useful in reasoning about “goodness” of a design
 - Many poor designs result from an “encoding” of one object within another, using attribute values
 - By reasoning about identity, one may identify such a design flaw early
 - Best illustrated by example
- Also allows us to model relationships among objects and classes more explicitly

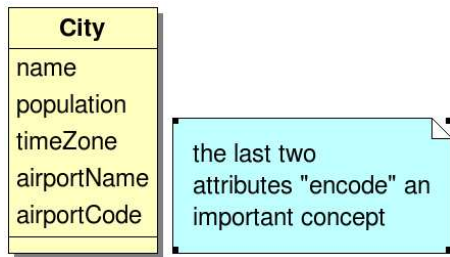
Exercise: Travel-planning system

- A city has a name, a certain population, and a specific time zone
- A city has one or more airports
- An airport has a name and a unique code

Exercise: Travel-planning system

- A city has a name, a certain population, and a specific time zone
- A city has one or more airports
- An airport has a name and a unique code
- How many classes should you design?

Is this design correct?



- These attributes are “hiding” an object (the airport) that is meaningful by itself in this domain
- Why it might be bad to encode one object as a collection of attribute values within another?

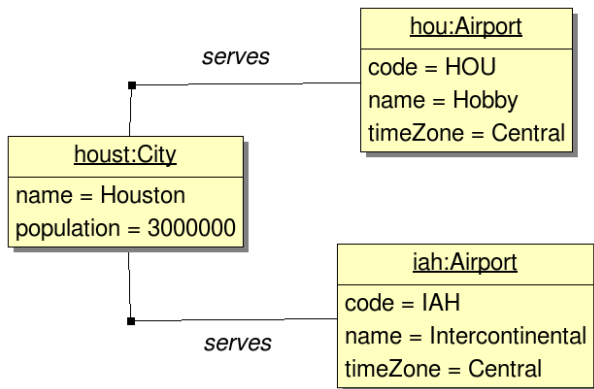
- Answer:
 - Potential for redundancy/inconsistency due to duplication
 - some airports serve multiple cities
 - some cities served by no airports
 - some cities served by multiple airports
 - Operations over Airport objects may not need to know details associated with cities, such as population
- When designing a class:
 - Apply the identity test to each attribute (including attributes in combination)
 - Never use an attribute to model an “object identifier”
- UML notation helps enforce this discipline
- So then how do we model connections between objects, such as Cities and Airports?

- 1 UML Class diagram notation
- 2 Objects
- 3 Association, Aggregation, Composition**
- 4 Template notation

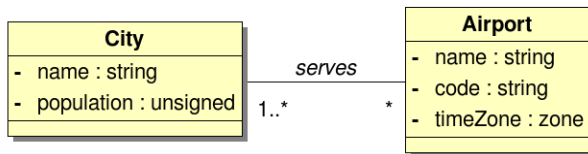
Relationships among objects

- **Link:** Physical or conceptual connection between objects
 - Much more abstract than pointers/references
 - Most (not all) links relate exactly two objects
- **Association:** Description of a group of links with common structure and semantics
- A link is an instance of an association:
 - Links connect objects of same classes
 - Have similar properties (link attributes)
 - Association describes set of potential links just like a class describes a set of potential objects

Examples of links



From links to association



Association

- Association represents the ability of one instance to send a message to another instance
- This is typically implemented with a pointer or reference instance variable, although it might also be implemented as a method argument, or the creation of a local variable.



```
class Researcher {
    vector<Paper *> paper_list;
    ...
};
class Paper {
    vector<Researcher *> author_list;
    ...
};
```


Directional association

- Association can be directed if the link only goes in one direction



```
class Abc {
private:
    Cde *c;
public:
    ...
};
```

- During early design, it is often difficult to predict the navigation directions that will be needed
 - Especially true for many-to-many associations
 - Better to model connections as bidirectional associations and later refine these associations into more implementation-level structures (e.g., pointers, vectors of pointers, maps, etc.)
- Often several ways to implement an association and the details are not salient to the “essence” of the design

Implementation of “serves” association

```
class City {  
    ...  
protected:  
    string cityName;  
    unsigned population;  
    vector<Airport*> serves;  
};
```

```
class Airport {  
    ...  
protected:  
    string airportName;  
    CODE airportCode;  
    ZONE timeZone;  
    vector<City*> serves;  
};
```

Alternative implementation of “serves” association


```
class City {
    ...
protected:
    string cityName;
    unsigned population;
};

class Airport {
    ...
protected:
    string airportName;
    CODE airportCode;
    ZONE timeZone;
};

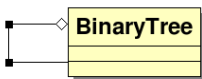
multimap<City*, Airport*> cityServes;
multimap<Airport*, City*> airportServes;
```

Aggregation

- Association is a general relationship
- When we have a “whole/part” relationship, we can use a special kind of association, called “aggregation”



- instances cannot have cyclic aggregation relationships (i.e. a part cannot contain its whole)



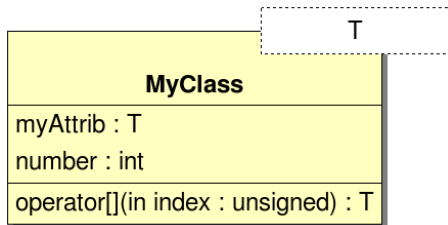
- Composition is the same as aggregation, but in addition the “whole” controls the “part”



```
class Car {
    public:
        virtual ~Car() {delete itsCarb;}
    private:
        Carburetor* itsCarb
};
```

- 1 UML Class diagram notation
- 2 Objects
- 3 Association, Aggregation, Composition
- 4 Template notation**

Template notation



- Equivalent to:

```
template<class T>
class MyClass {
    T var;
    int number;
public:
    ...
    T operator[](int index);
};
```