

# *The Kernel Latency*

*Advanced Operating Systems*

Luca Abeni

`luca.abeni@santannapisa.it`

# Latency

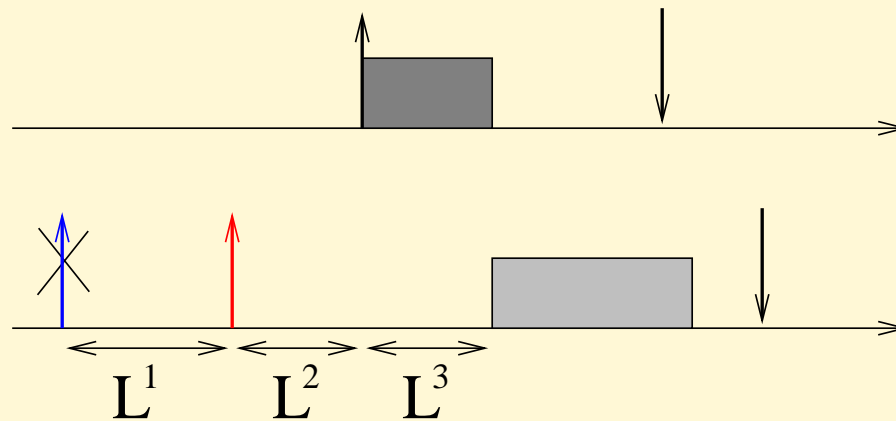
- Latency: measure of the difference between the **theoretical** and **actual** schedule
  - Task  $\tau$  **expects** to be scheduled at time  $t$  ...
  - ... but **is actually scheduled** at time  $t'$
  - $\Rightarrow$  Latency  $L = t' - t$
- The latency  $L$  can be modelled as a blocking time  $\Rightarrow$  affects the guarantee test
  - Similar to what done for shared resources
  - Blocking time due to latency, not to priority inversion

# Effects of the Latency

- Upper bound for  $L$ ? If not known, no schedulability tests!!!
  - The latency must be *bounded*:  $\exists L^{max} : L < L^{max}$
- If  $L^{max}$  is too high, only few task sets result to be schedulable
  - Large blocking time **experienced by *all tasks*!**
  - The worst-case latency  $L^{max}$  cannot be too high

# Sources of Latency

- A task  $\tau_i$  is a stream of jobs  $J_{i,j}$  arriving at time  $r_{i,j}$
- Job  $J_{i,j}$  is scheduled at time  $t' > r_{i,j}$ 
  - $t' - r_{i,j}$  is given by:
    1.  $J_{i,j}$ 's arrival is signalled at time  $r_{i,j} + L^1$
    2. Such event is served at time  $r_{i,j} + L^1 + L^2$
    3.  $J_{i,j}$  is actually scheduled at  $r_{i,j} + L^1 + L^2 + L^3$

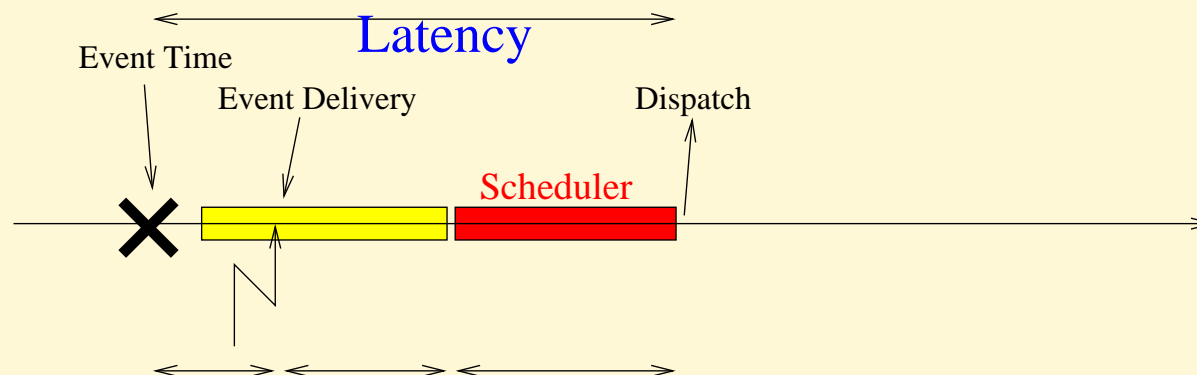


# Analysis of the Various Sources

- $L = L^1 + L^2 + L^3$
- $L^3$  is sometimes called *scheduler latency*
  - But it is not really a latency!!!
  - Interference from higher priority tasks
  - Already accounted for by RTA / TDA or similar → let's not consider it
- $L^2$  is the *non-preemptable section latency* ( $L^{np}$ )
- $L^1$  is due to the delayed interrupt generation

# Non-Preemptable Section Latency

- Delay between time when an event is generated and when the kernel handles it
  - Due to non-preemptable sections in the kernel, which delay the response to hardware interrupts
  - Composed by various parts: *interrupt disabling*, *bottom halves delaying*, ...
- Depends on how the kernel handles the various events...
- Will talk about it later!



# Interrupt Generation Latency

- Hardware interrupts: generated by devices
- Sometimes, an interrupt **should be generated** at time  $t \dots$
- $\dots$  but it is **actually generated** at time  $t' = t + L^{int}$
- $L^{int}$  is the *Interrupt Generation Latency*
  - It is due to hardware issues
  - It is *generally* small compared to  $L^{np}$
  - Exception: if the device is a timer device, the interrupt generation latency can be quite high
    - *Timer Resolution Latency*  $L^{timer}$

# The Timer Resolution Latency

- Interrupt generation latency for a hw timer device
- $L^{timer}$  can often be much larger than the non-preemptable section latency  $L^{np}$
- Where does it come from?
  - Kernel timers are generally implemented by using a hardware device that produces periodic interrupts
- Can we do anything about it?



# Ticks and Timers

- Periodic timer interrupt  $\rightarrow$  tick
- Example: periodic task (`setitimer()`, Posix timers, `clock_nanosleep()`, ...)  $\tau_i$  with period  $T_i$ 
  - Job end  $\rightarrow \tau_i$  sleeps for the next activation
- Activations are triggered by the periodic interrupt
  - Periodic tick interrupt, with period  $T^{tick}$
  - Every  $T^{tick}$ , the kernel checks if the task must be woken up
  - If  $T_i$  is not multiple of  $T^{tick}$ ,  $\tau_i$  experiences a timer resolution latency

# The Periodic Tick

- Traditional operating systems: timer device programmed to generate a *periodic* interrupt
  - Example: in a PC, the Programmable Interval Timer (PIT) is programmed in *periodic mode*
- At every tick the execution enters kernel space
- The kernel executes and can
  - Wake up tasks
  - Adjust tasks priorities
  - Run the scheduler, when returning to user space  
→ possible preemption

# Tick Tradeoff

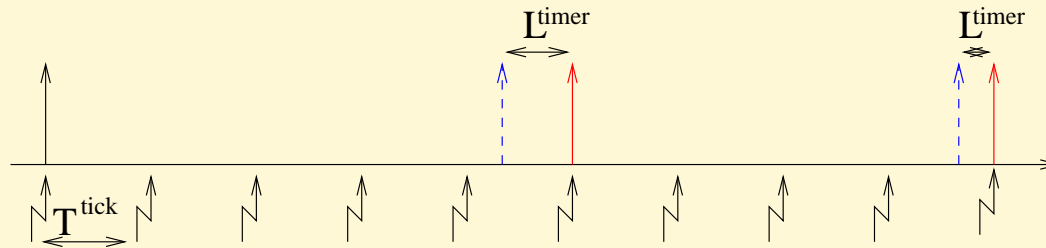
- Timer interrupt period: trade-off between responsiveness (low latency) and throughput (low overhead)
- Large  $T^{tick}$   $\rightarrow$  large timer resolution latency
- Small  $T^{tick}$   $\rightarrow$  high number of interrupts
  - More switches between US and KS
  - Tasks are interrupted more often
  - $\Rightarrow$  Larger overhead

# Trade-off Examples

- For non real-time systems, it is possible to find a reasonable tradeoff...
- But it still **depends on the workload!**
  - Desktop or server?
- Example: the Linux kernel
  - Linux 2.4:  $10ms$  (HZ = 100)
  - Linux 2.6: HZ = 100, 250, or 1000
  - Other systems:  $T^{tick} = 1/1024$

# Timer Resolution Latency

- Experienced by all tasks that want to sleep for a specified time  $T$



- $\tau_i$  must wake up at time  $r_{i,j} = jT_i$
- But is woken up at time  $t' = \left\lceil \frac{r_{i,j}}{T^{tick}} \right\rceil T^{tick}$

# Timer Resolution Latency - Upper Bound

- The timer resolution latency is bounded:

- $t = r_{i,j}$
- $t' = \left\lceil \frac{r_{i,j}}{T^{tick}} \right\rceil T^{tick}$

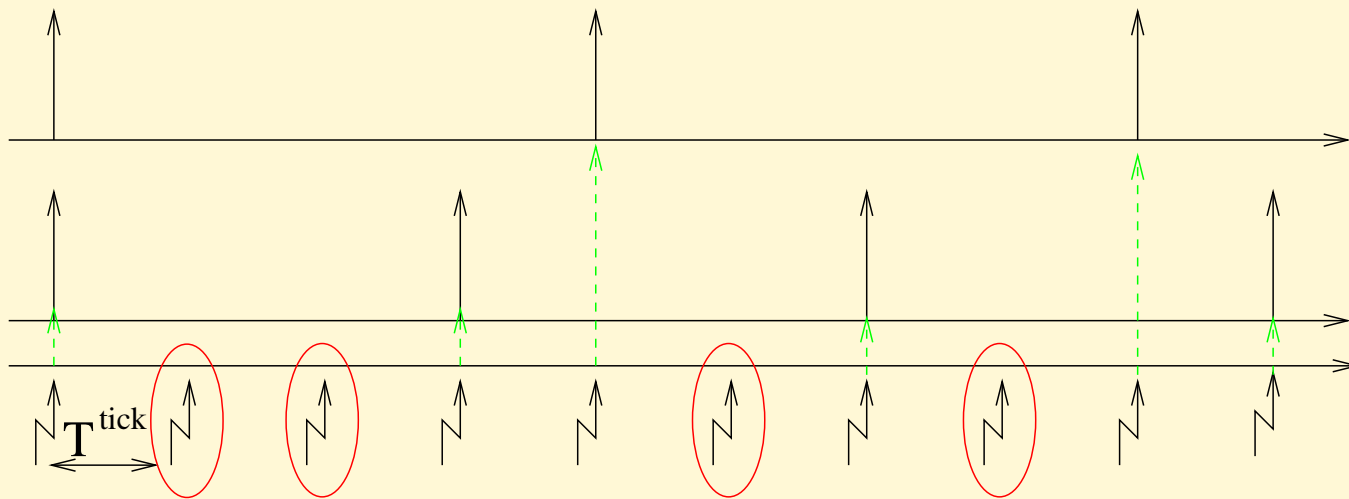
$$\begin{aligned} L^{timer} &= t' - r_{i,j} = \left\lceil \frac{r_{i,j}}{T^{tick}} \right\rceil T^{tick} - r_{i,j} = \\ &= \left( \left\lceil \frac{r_{i,j}}{T^{tick}} \right\rceil - \frac{r_{i,j}}{T^{tick}} \right) T^{tick} \leq T^{tick} \end{aligned}$$

# Problems with Periodic Ticks

- Reducing  $T^{tick}$  below  $1ms$  is generally not acceptable. . .
- . . . So, periodic tasks can expect a blocking time due to  $L^{timer}$  up to  $1ms$ 
  - How large is the effect on the schedulability tests?
- Additional problems:
  - Tasks' periods are rounded to multiples of  $T^{tick}$
  - Limit on the minimum task period:  $\forall i, T_i \geq T^{tick}$
  - ...

# Useless Timer Interrupts

- Additional problem: a lot of useless timer interrupts might be generated





# Timers and Clocks

- Remember?
  - Timer: generate an event at a specified time  $t$
  - Clock: keep track of the current system time
- A timer can be used to wake up a periodic task  $\tau$ , a clock can be used to read the system time  
`(gettimeofday())`
- **Timer Resolution**
- **Clock Resolution**

# Timer and Clock Resolution

- **Timer Resolution:** minimum interval at which a periodic timer can fire
  - If periodic ticks are used, the timer resolution is  $T^{tick}$
- **Clock Resolution:** minimum difference between two different times returned by the clock
  - What's the expected clock resolution?

# Clock Resolution

- Traditional OSs use a “tick counter”
  - Very fast clock: return the number of ticks (jiffies in Linux) from the system boot
  - Clock Resolution:  $T^{tick}$
- Modern PCs have higher resolution time sources...
  - On x86, TSC (TimeStamp Counter)
  - High-Resolution clock: use the TSC to compute the time since the last timer tick...
- Summary: High-Resolution clocks **are easy!**
  - Every *modern* OS kernel provides them

# Clock Resolution vs Timer Resolution

- Even using a “traditional” periodic timer tick, it is easy to provide high-resolution clocks
  - Time can be easily read with a high accuracy
- On the other hand, timer resolution is limited by the system tick  $T^{tick}$  ( $= 1 / \text{HZ}$ )
  - It is impossible to generate events at arbitrary instants in time, without latencies

# Timer Devices

- Timer devices (ex: PIT - i8254) generally work in 2 modes: *periodic* and *one-shot*
- Programmed writing a value  $C$  in a counter register
- The counter register is decremented at a fixed rate
- When the counter is 0, an interrupt is generated
  - If the device is programmed in periodic mode, the counter register is automatically reset to the programmed value
  - If the device is programmed in one-shot mode, **the kernel has to explicitly reprogram the device** (by setting the counter register to a new value)

# Using the One-Shot Mode

- The periodic mode is easier to use! This is why most kernels use it
- When using one-shot mode, the timer interrupt handler must:
  1. Acknowledge the interrupt handler, as usual
  2. Check if a timer expired, and do its usual stuff...
  3. Compute when the next timer must fire
  4. Reprogram the timer device to generate an interrupt at the correct time
- Steps 3 and 4 are particularly critical and difficult

# Reprogramming the Timer Device - 1

- When the kernel reprograms the timer device (step 4), it must know the current time...
- ...But the last known time is the time when the interrupt fired (before step 1)...
  - A timer interrupt fires at time  $t_1$
  - The interrupt handler starts (enter KS) at time  $t'_1$
  - Before returning to US, the timer must be reprogrammed, at time  $t''_1$
  - Next interrupt must fire at time  $t_2$ ; the counter register is loaded with  $t_2 - t_1$
  - Next interrupt will fire at  $t_2 + (t''_1 - t_1)$

## Reprogramming the Timer Device - 2

- The error described previously accumulates
- $\Rightarrow$  Risk: **drift between real time and system time**
- A *free run counter* (not stopped at  $t_1$ ) is needed
- The counter is synchronised with the timer device  $\Rightarrow$  the value of the counter at time  $t_1$  is known
- This permits to know the time  $t_1''$   $\Rightarrow$  the new counter register value can be computed correctly
- On a PC, the second PIT counter, or the TSC, or the APIC timer can be used as a free run counter



# High Resolution Timers

- Serious real-time kernels → *High-Resolution Timers* (use hw timer in one-shot mode)
  - Already implemented in RT-Mach
  - Also implemented in RTLinux, RTAI and others
- General-Purpose kernels are more concerned about stability and overhead
  - Too much overhead for general purpose kernels?
- Fixed: hrtimers are in Linux since version 2.6.21

# HRT and Timer Ticks

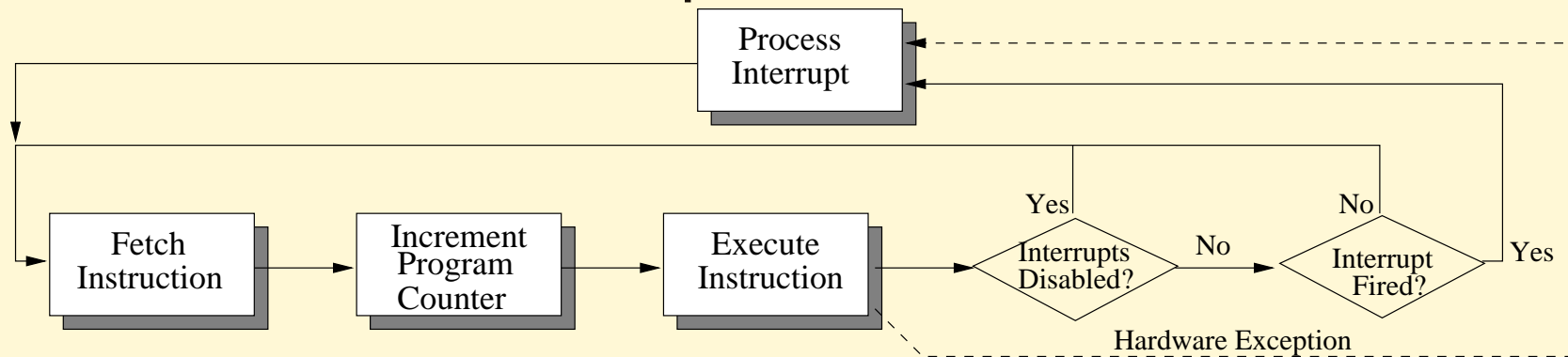
- Compatibility with “traditional” kernels:
  - The tick event can be emulated through high-resolution timers
  - $\Rightarrow$  Timer device programmed to generate interrupts both:
    - When needed to serve a timer, and
    - At tick boundaries
- ...But the “tick” concept is now useless
  - Tickless (or `NO_HZ`) system
  - Good for saving power

# Non-Preemptable Section Latency

- The *non-preemptable section latency*  $L^{np}$  is given by the sum of different components
  1. Interrupt disabling
  2. Delayed interrupt service
  3. Delayed scheduler invocation
- The first two are mechanisms used by the kernel to guarantee the consistency of internal structures
- The third mechanism is sometimes used to reduce the number of preemptions and increase the system throughput

# Disabling Interrupts

- Remember? Before checking if an interrupt fired, the CPU checks if interrupts are enabled...



- Every CPU has some *protected* instructions (STI/CLI on x86) for enabling/disabling interrupts

# Interrupts and Latency

- In modern system, only the kernel (or code running in KS) can enable/disable interrupts
- Interrupts disabled for a time  $T^{cli} \rightarrow L^{np} \geq T^{cli}$
- Interrupt disabling is used to enforce mutual exclusion between sections of the kernel and ISRs

# Delayed Interrupt Service - 1

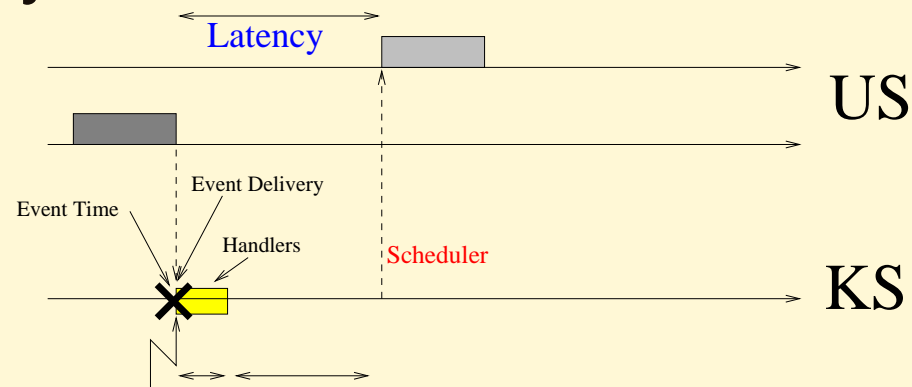
- When the interrupt fires, the ISR is ran, but the kernel can delay interrupt service some more...
  - ISRs are generally small, and do only few things
  - An ISR can set some kind of *software flag*, to notify that the interrupt fired
  - Later, the kernel can check such flag and run a larger (and more complex) interrupt handler
- Hard IRQ handlers (ISRs) vs “Soft IRQ handlers”

# Delayed Interrupt Service - 2

- Advantages of “soft IRQ handlers”:
  - ISRs generally run with interrupts disabled,
  - Soft IRQ handlers can re-enable hardware interrupts
  - Enabling/Disabling soft handlers is simpler/cheaper
- Disadvantages:
  - Increase NP latency:  $L^{np} \gg T^{cli}$
  - “Soft IRQ handlers” are often non-preemptable increasing the latency for other tasks too...

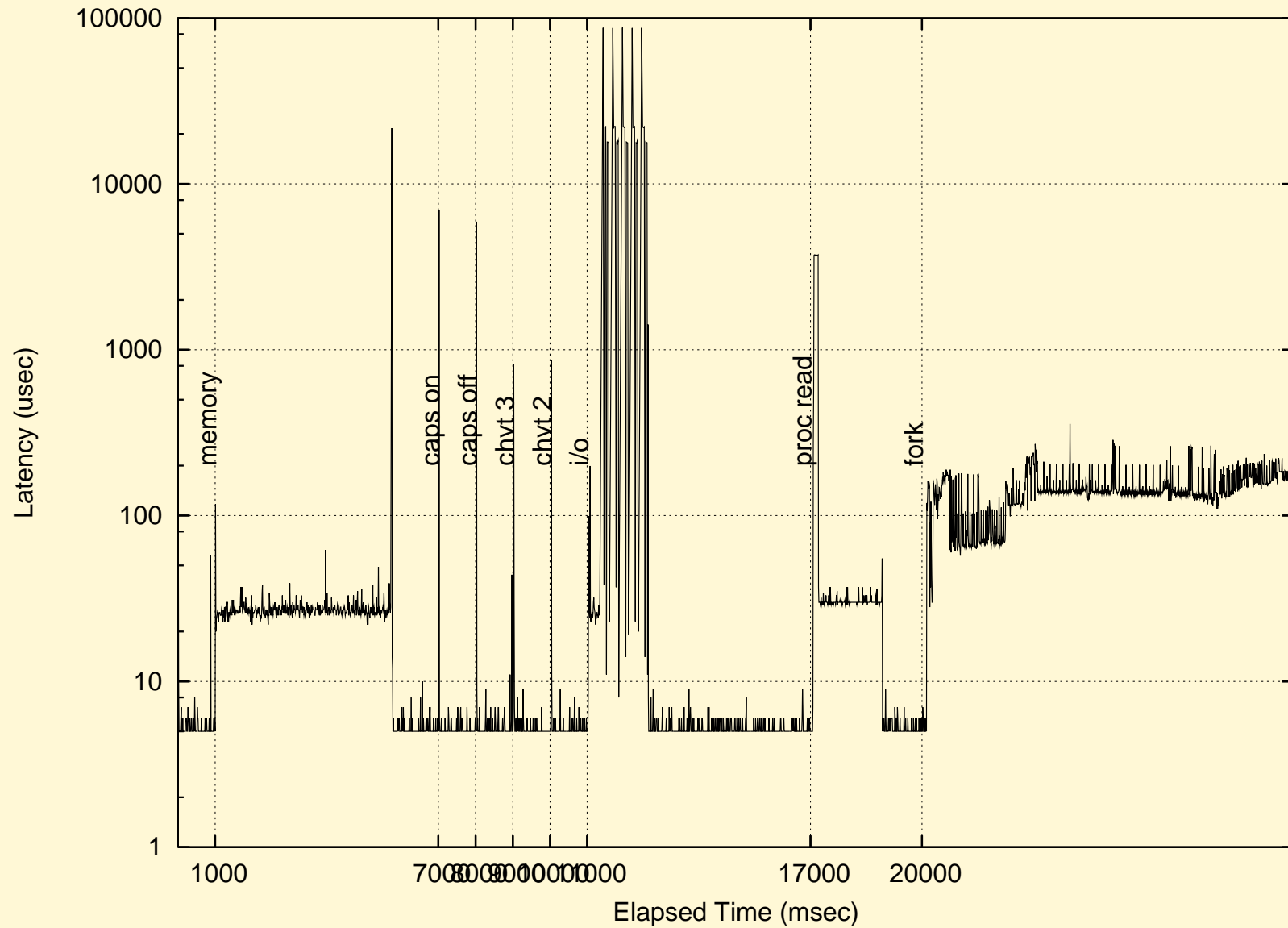
# Deferred Scheduling

- Scheduler invoked when returning from KS to US
- Sometimes, return to US after a lot of activities
  - Try to reduce the number of KS  $\leftrightarrow$  US switches
  - Reduce the number of context switches
  - Throughput vs low latency
- ISR executed at the correct time, soft IRQ handler ran immediately, but scheduler invoked too late





# Latency in the Standard Kernel



# Summing Up - 1

- $L^{np}$  depends on some different factors
- In general, no hw reasons → it almost entirely depends on the *kernel structure*
  - Non-preemptable section latency is generally the result of the strategy used by the kernel for ensuring mutual exclusion on its internal data structures

# Summing Up - 2

- To analyze / reduce  $L^{np}$ , we need to understand such strategies
- Different kernels, based on different structures, work in different ways
- Some activities causing  $L^{np}$ :
  - Interrupt Handling (Device Drivers)
  - Management of the parallelism

# Example: Data Structures Consistency

- HW interrupt: *breaks* the regular execution flow
  - If the CPU is executing in US, switch to KS
- If execution is already in KS, possible problems:
  1. The kernel is updating a linked list
  2. IRQ While the list is in an inconsistent state
  3. Jump to the ISR, that needs to access the list...
- Must *disable interrupts* while updating the list!
- Similar interrupt disabling is also used in spinlocks and mutex implementations...