

Scale: Posizioni per chitarra

Posizioni delle scale

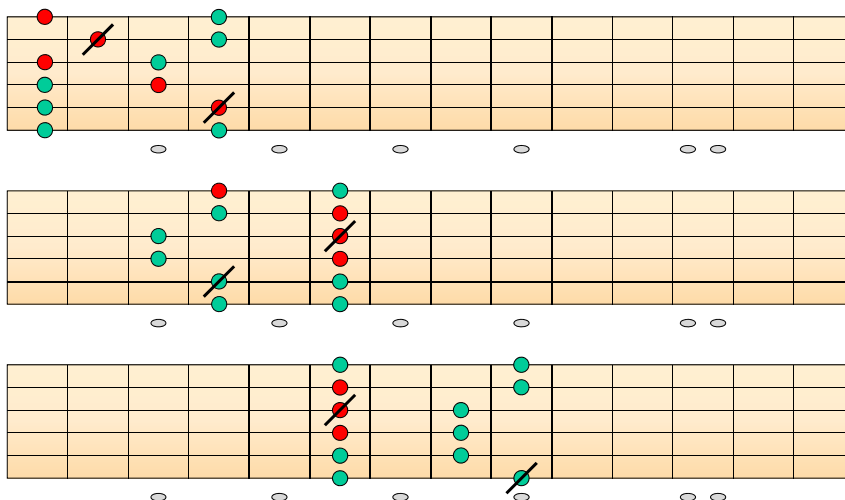
Ogni tipo di scala deve essere sempre

- associata alla posizione di un accordo;
- estesa in ogni posizione del manico;
- estesa su tutte e 6 le corde.

Grazie alla semplificazione effettuata, occorre memorizzare solo una scala in 5 posizioni diverse!

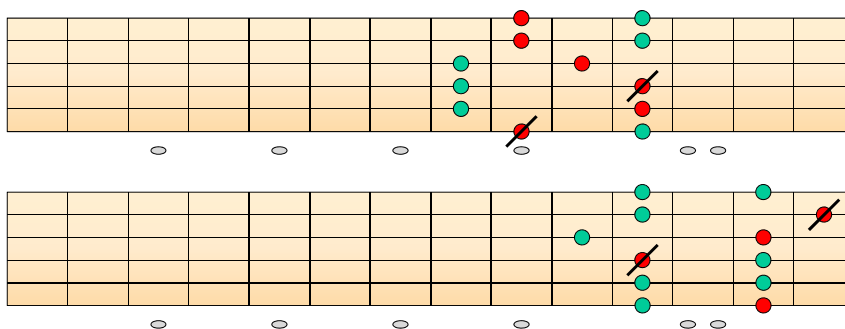
Penta-Maj [1 2 3 5 6]

(Esempio in D^b)



Penta-Maj [1 2 3 5 6]

(Esempio in D^b)



Penta-min [1 3m 4 5 7]
(Esempio in B^bm)

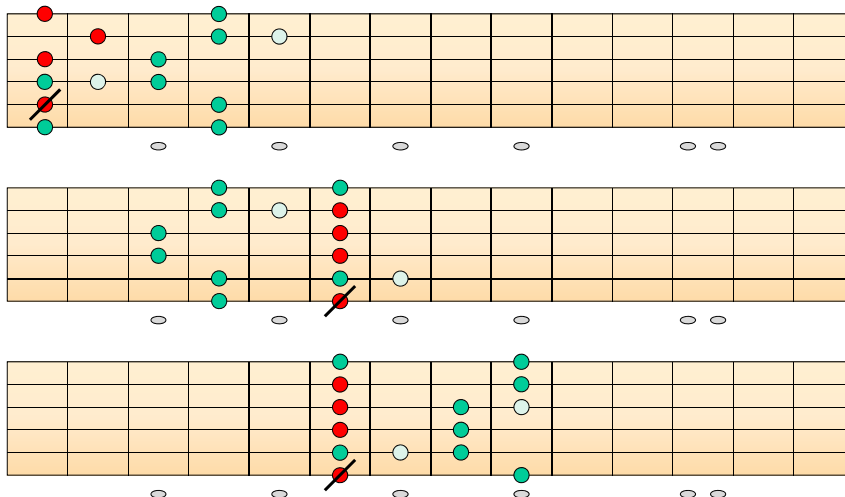
The first diagram shows the scale in the 1st fret position. The second diagram shows the scale in the 5th fret position. The third diagram shows the scale in the 7th fret position. In all diagrams, the first string is barred at the fret indicated by the slash.

Penta-min [1 3m 4 5 7]
(Esempio in B^bm)

The first diagram shows the scale in the 5th fret position. The second diagram shows the scale in the 7th fret position. In both diagrams, the first string is barred at the fret indicated by the slash.

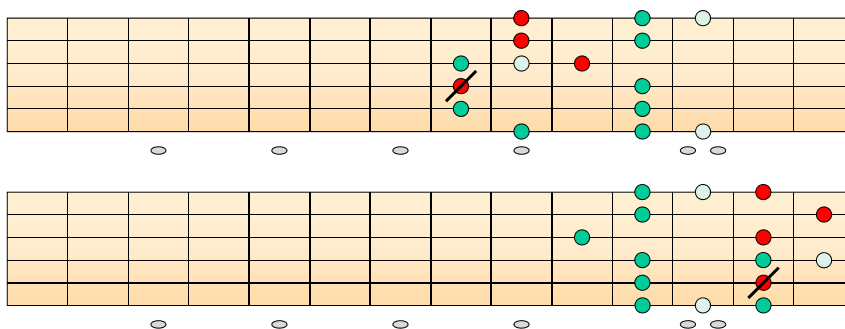
Scala Blues [1 3m 4 5b 5 7]

(Esempio in B^bm)



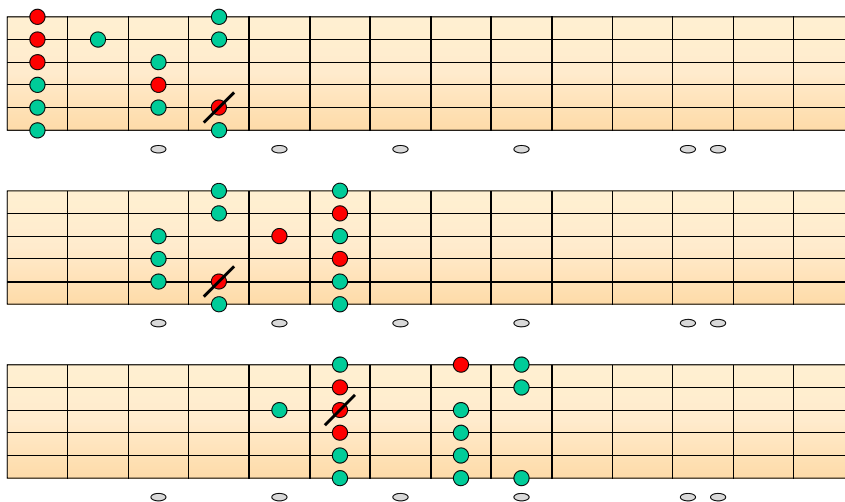
Scala Blues [1 3m 4 5b 5 7]

(Esempio in B^bm)



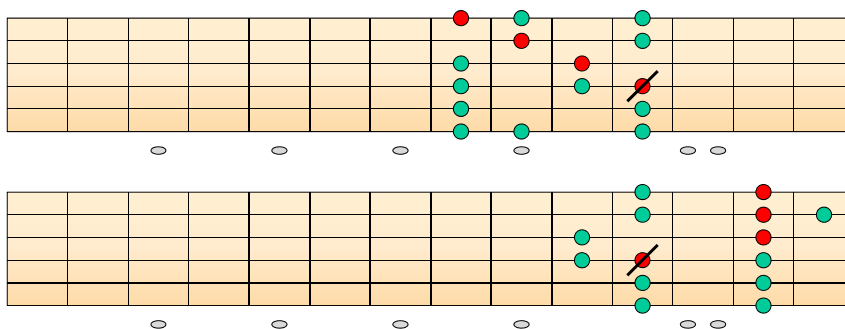
S6-Maj [1 2 3 5 6 7M]

(Esempio in $D^b\Delta$)



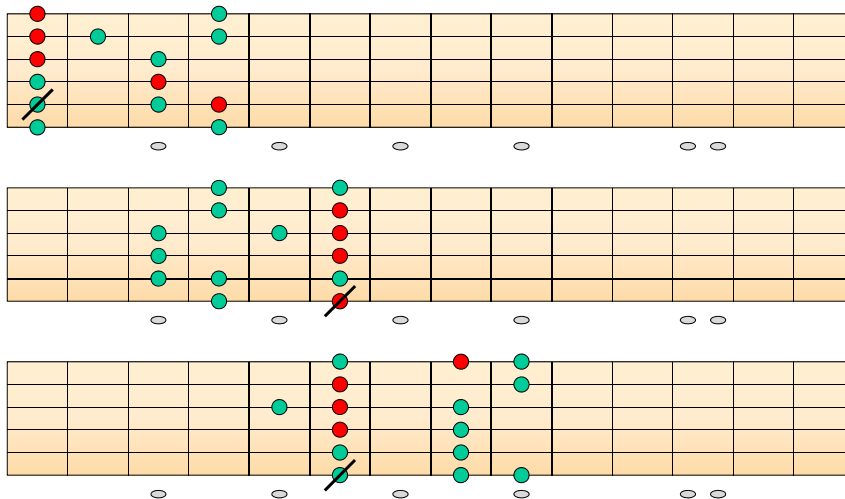
S6-Maj [1 2 3 5 6 7M]

(Esempio in $D^b\Delta$)



S6-min [1 2 3_m 4 5 7]

(Esempio in B^bm)



S6-min [1 2 3_m 4 5 7]

(Esempio in B^bm)

