



Scuola Superiore Sant'Anna




Deadlock and Starvation

Giuseppe Lipari



Deadlock

- Deadlock is the situation in which a group of threads are permanently blocked waiting for some resource
- Deadlock can happen in many subtle cases
- Here we will study ways of avoiding deadlock situations

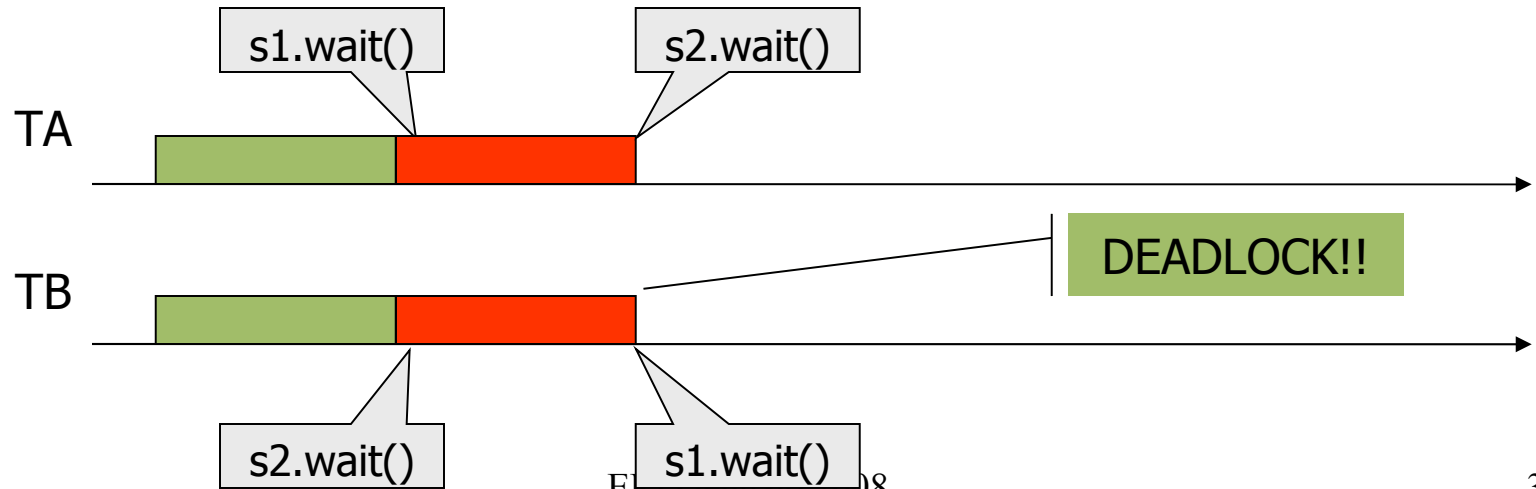



Example of deadlock

```
Semaphore s1(1);  
Semaphore s2(1);
```

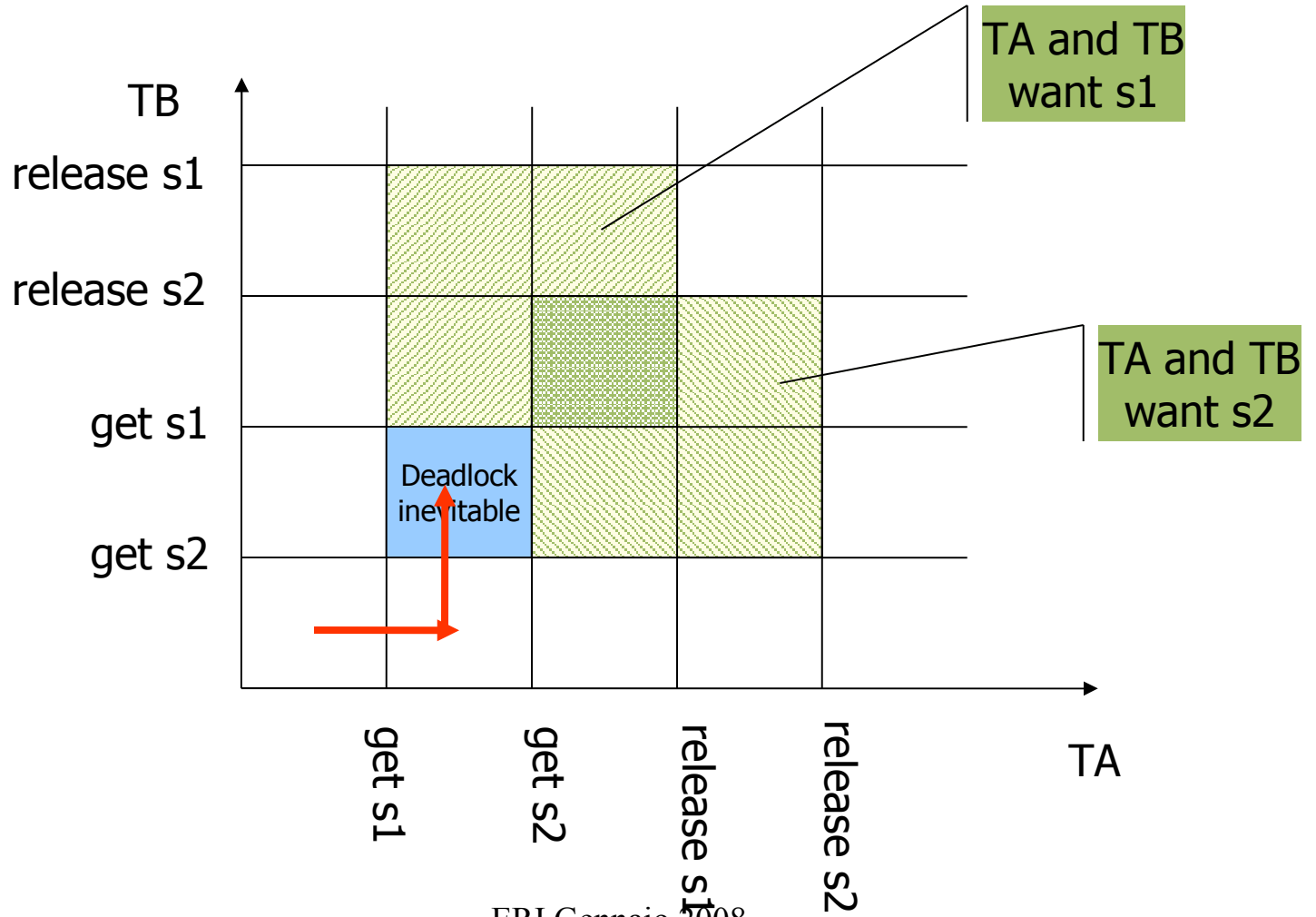
```
void *threadA(void *)  
{  
    ...  
    s1.wait();  
    s2.wait();  
    ...  
    s1.signal();  
    s2.signal();  
    ...  
}
```


```
void *threadB(void *)  
{  
    ...  
    s2.wait();  
    s1.wait();  
    ...  
    s2.signal();  
    s1.signal();  
    ...  
}
```



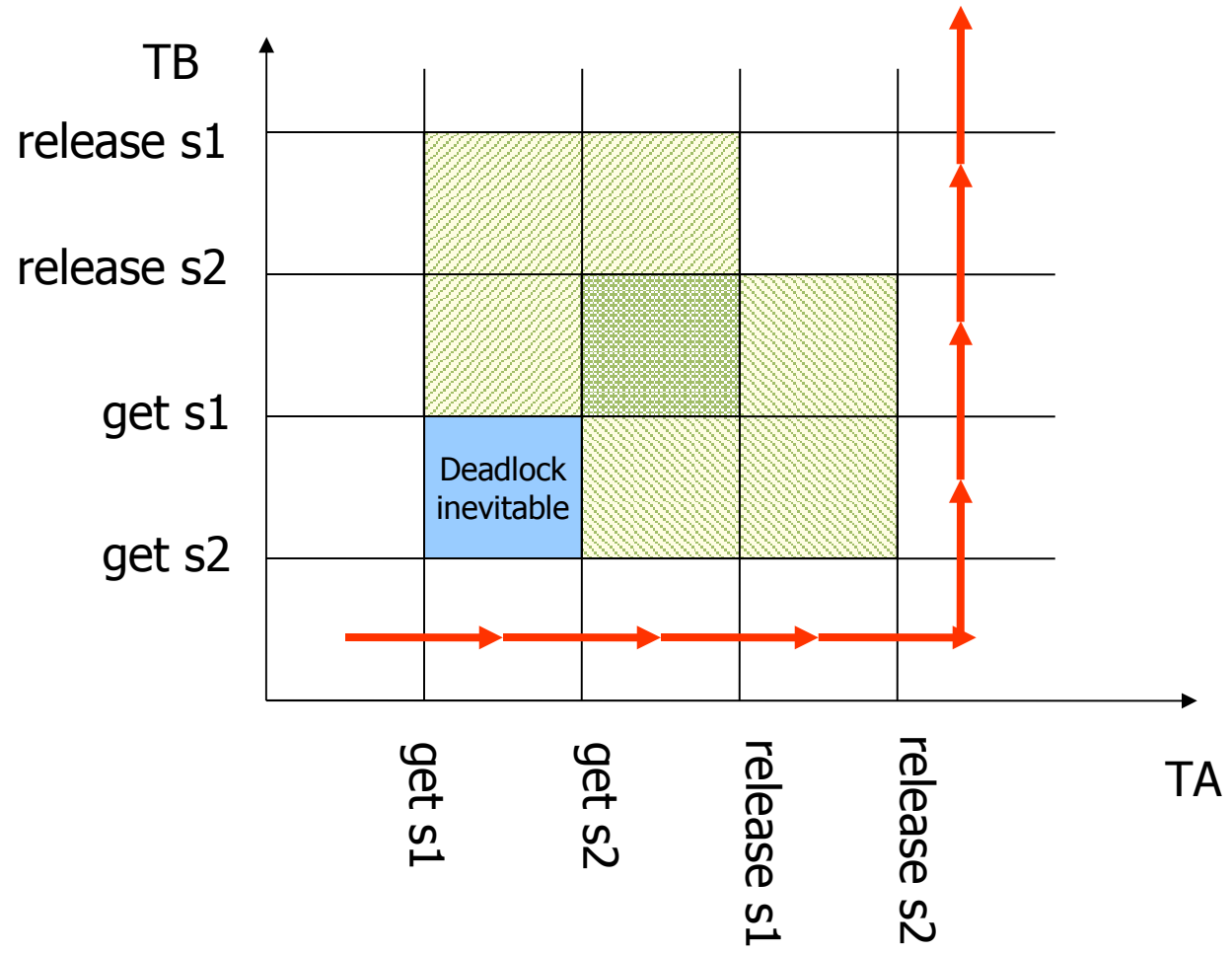



Graphical situation



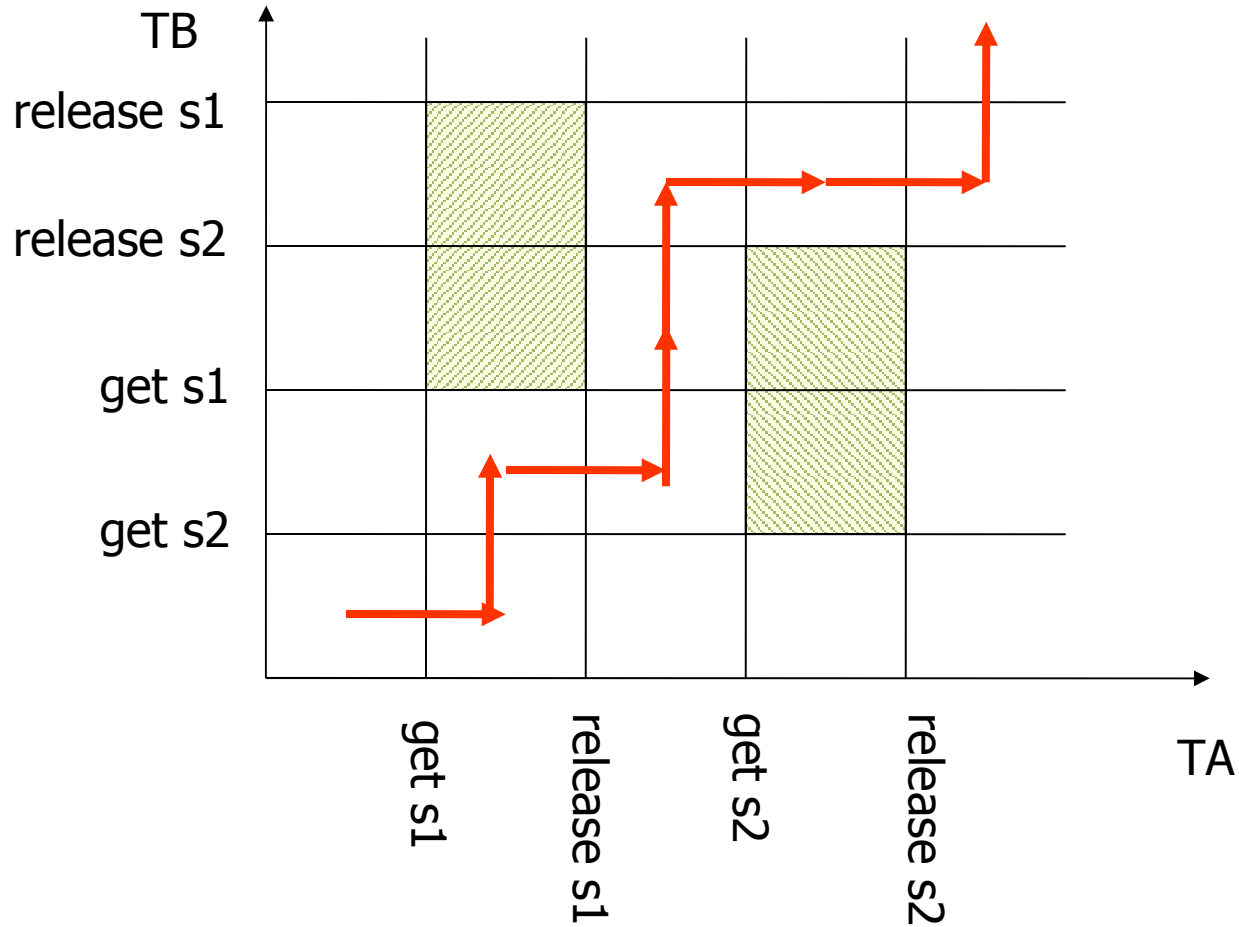



Graphical situation





Example with no deadlock






Other examples of deadlock

- Bad situations can happen even when the resource is not “on-off”
- Consider a memory allocator
 - Suppose that the maximum memory allocable is 200 Kb


```
void * threadA(void *)  
{  
    request(80kb);  
    ...  
    request(60kb);  
    ...  
    release(140kb);  
}
```

```
void * threadB(void *)  
{  
    request(70kb);  
    ...  
    request(80kb);  
    ...  
    release(150kb);  
}
```



Consumable and reusable resources

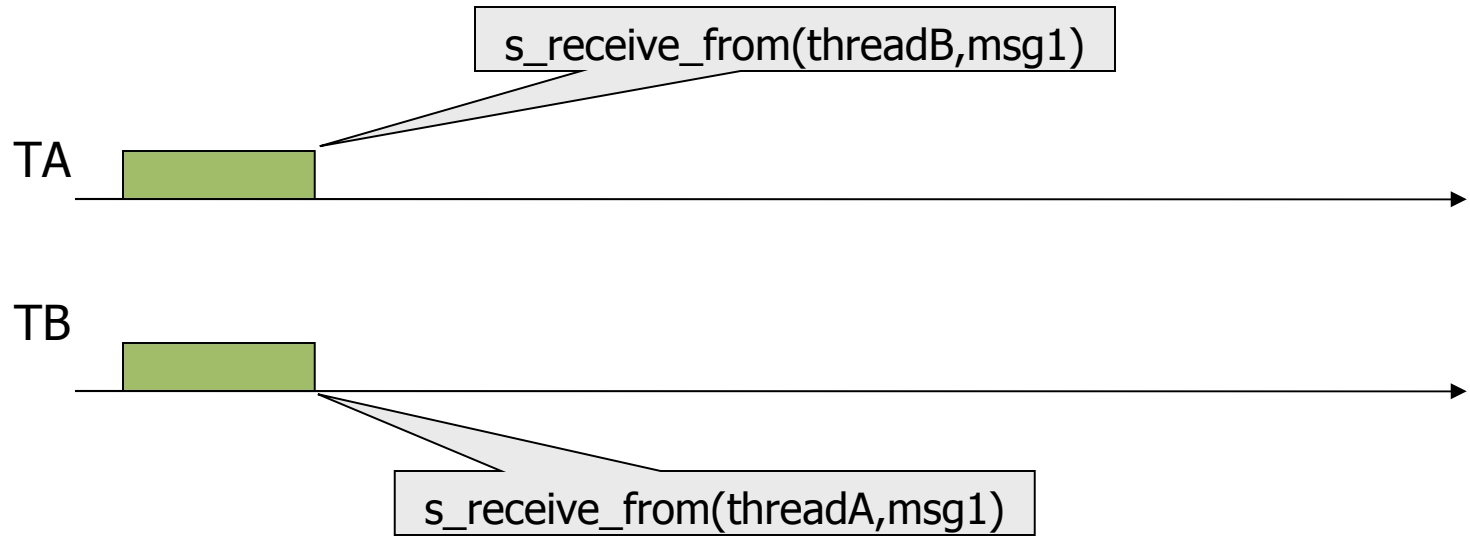
- Reusable resources
 - It can be safely used by only one thread at time and is not depleted by the use
 - Threads must request the resource and later release it, so it can be *reused* by other threads
 - Examples are processor, memory, semaphores, etc.
- Consumable resources
 - It is created and destroyed dynamically
 - Once the resource is acquired by a thread, it is immediately “destroyed” and cannot be reused
 - Examples are messages in a FIFO queue, interrupts, I/O data, etc.




Deadlock with consumable resources

```
void *threadA(void *)  
{  
    s_receive_from(threadB, msg1);  
    ...  
    s_send(threadB, msg2);  
    ...  
}
```


```
void *threadB(void *)  
{  
    s_receive_from(threadA, msg1);  
    ...  
    s_send(threadA, msg2);  
    ...  
}
```





Conditions for deadlock

- Three conditions
 - Mutual exclusion
 - ✓ Only one process may use the resource at the same time
 - Hold and wait
 - ✓ A process may hold allocated resources when it blocks
 - No preemption
 - ✓ The resource cannot be revoked
- If the three above conditions hold and
 - Circular wait
 - ✓ A closed chain of threads exists such that each thread holds at least one resources needed by the next thread in the chain
- then a deadlock can occur!
- These are necessary and sufficient conditions for a deadlock



How to solve the problem of deadlock

- To prevent deadlock from happening we can distinguish two class of techniques
 - Static: we impose strict rules in the way resources may be requested so that a deadlock cannot occur
 - Dynamic: dynamically, we avoid the system to enter in dangerous situations
- The basic idea is to avoid that one of the previous conditions hold
- Three strategies
 - Deadlock prevention (static)
 - Deadlock avoidance (dynamic)
 - Deadlock detection (dynamic)



Conditions

- Mutual exclusion
 - This cannot be disallowed. If a resource must be accessed in mutual exclusion, there is nothing else we can do!
- Hold and wait
 - We can impose the tasks to take all resources at the same time with a single operation
 - This is very restrictive! Even if we use the resource for a small interval of time, we must take it at the beginning!
 - Reduces concurrency



Conditions

- No preemption
 - This technique can be done only if we can actually suspend what we are doing on a resource and give it to another thread
 - For the “processor” resource, this is what we do with a thread switch!
 - For other kinds of resources, we should “undo” what we were doing on the resource
 - This may not be possible in many cases!

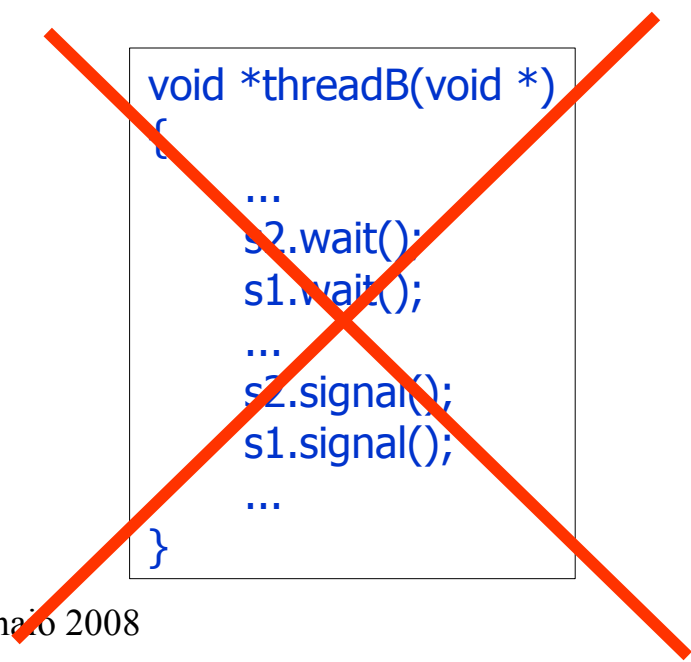



Conditions

- Circular wait
 - This condition can be prevented by defining a linear ordering of the resources
 - For example: we impose that each thread must access resources in a certain well-defined order

```
void *threadA(void *)
{
    ...
    s1.wait();
    s2.wait();
    ...
    s1.signal();
    s2.signal();
    ...
}
```


```
void *threadB(void *)
{
    ...
    s2.wait();
    s1.wait();
    ...
    s2.signal();
    s1.signal();
    ...
}
```





Why this strategy works?

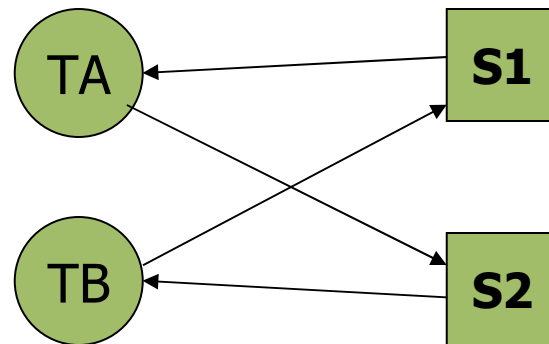
- Let us define a oriented graph
 - A vertex can be
 - ✓ a thread (round vertex)
 - ✓ a resource (square vertex)
 - An arrow from a thread to a resource denotes that the thread requires the resource
 - An arrow from a resource to a thread denotes that the resource is granted to the thread
- Deadlock definition
 - A deadlock happens if at some point in time there is a cycle in the graph



Graph

```
void *threadA(void *)  
{  
    ...  
    s1.wait();  
    s2.wait();  
    ...  
    s1.signal();  
    s2.signal();  
    ...  
}
```


```
void *threadB(void *)  
{  
    ...  
    s2.wait();  
    s1.wait();  
    ...  
    s2.signal();  
    s1.signal();  
    ...  
}
```






Theorem

- If all threads access resources in a given order, a deadlock cannot occur
 - Proof: by contradiction.
 - Suppose that a deadlock occurs. Then, there is a cycle.
 - By hypothesis all threads access resources by order
 - Therefore, each thread is blocked on a resource that has an order number greater than the resources it holds.
 - Starting from a thread and following the cycle, the order number of the resource should always increase. However, since there is a cycle, we go back to the first thread. Then there must be a thread T that holds a resource R_a and requests a Resource R_b with $R_a < R_b$
 - This is a contradiction!




Hierarchies of locks

- To use the previous technique efficiently
 - divide the software into layers (usually the SW is already in layers!)
 - Each layer defines its own locks and semaphores
 - A layer can only call functions from the same layer or from lower layers
 - In this way the resource ordering is automatically guaranteed



Deadlock avoidance

- This technique consists in monitoring the system to avoid deadlock
 - We check the behaviour of the system
 - If we see that we are going into a dangerous situation, we block the thread that is doing the request, even if the resource is free



Deadlock detection

- In this strategy, we monitor the system to check for deadlocks *after* they happen
 - We look for cycles between threads and resources
 - How often should we look?
 - ✓ It is a complex thing to do, so it takes precious processing time
 - ✓ It can be done not so often
 - Once we discover deadlock, we must *recover*
 - The idea is to kill some blocked thread



Recovery

1. Abort all threads

- Used in almost all OS. The simplest thing to do.

2. Check point

- All threads define *safe check points*. When the OS discover a deadlock, all involved threads are restarted to a previous check point
 - ✓ Problem. They can go in the same deadlock again!

3. Abort one thread at time

- Threads are aborted one after the other until deadlock disappears

4. Successively preempt resources

- Preempt resources one at time until the deadlock disappears